

GROUP FINANCIAL HIGHLIGHTS

for the year ended March 31, 2009

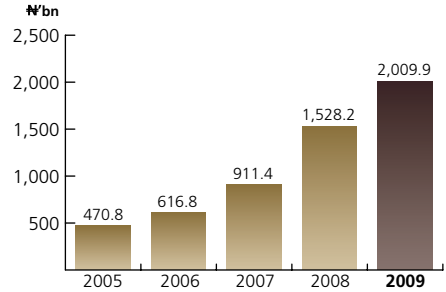
Total assets



31.52% increase

₦2,009.9 billion

2008: ₦1,528.2 billion



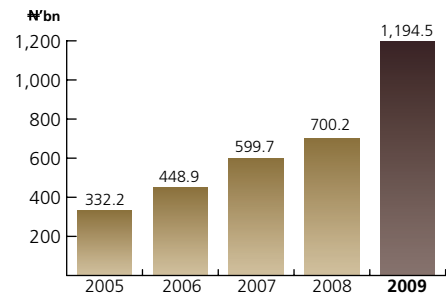
Deposit liabilities



70.59% increase

₦1,194.5 billion

2008: ₦700.2 billion



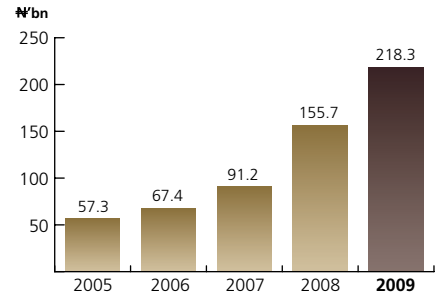
Gross earnings



40.17% increase

₦218.3 billion

2008: ₦155.7 billion



Profit on ordinary activities before taxation



12.30% increase

₦53.8 billion

2008: ₦47.9 billion

